

FOR CLIENTS

Whether you are a first-time extension client or veteran hair extension wearer, sorting through the endless amount of hair extension brands and methods can be time-consuming and confusing.

Luckily, HEM is here to provide you with the necessary tools and knowledge to help you make an informed decision when committing to your next hair extension service!

Are You New to Hair Extensions? Not Sure Where to Start?








From micro-links to tape in extensions, it's completely acceptable to be lost and confused when looking for a hair extension method that's best for you.

First and foremost, any licensed cosmetologist certified in hair extensions can determine whether you are a suitable client for hair extensions. This is extremely important to explore before committing to a hair extension service, to avoid any damage or hair loss. Even certain lifestyles are not suitable for some of the methods, so make sure to take a look at the pro's, con's and everything in between.

What Should You Consider When Choosing A Hair Extension Method?

- + The health of your hair – whether you are a suitable client for hair extensions.
- + Hair type and texture – some methods are more suitable for thin, fine hair or more coarse hair.
- + Budget – prices for hair extensions range depending on the method.

HAIR EXTENSION METHODS

HAIR EXTENSION METHODS:	TAPE IN	HOT FUSION OR KERATIN BOND	MICRO-LINK SKIN WEFT	CLIP-IN OR FLIP-IN	COLD FUSION, MICRO-LINKS, OR I-TIP	SEW IN OR BRAIDED	GLUE IN
DESCRIPTION:	Also known as skin weft, where hair is applied using either double or single-sided tape.	Keratin U-tip bond is attached to the hair using a heating element.	Hair is pulled through silicone lined micro-link skin wefts and clamped shut with a closing tool. Only patented brand is Klix Hair Extensions.	Clip-ins are applied using pressure sensitive clips. Flip-ins are applied with a silk wire.	Hair is pulled through a small bead or lock & clamped shut.	Commonly known as weave, stylist braids natural hair to create a base & sews the weft into the braids using a needle & thread.	Short-term method, where glue is applied to the base of the weft & attached to the hair.
SUITABLE HAIR TYPE:	All types of hair, primarily thin to medium density	Medium to thick density hair	Medium to thick density hair	Medium density hair	Medium to thick density hair	Any type of hair	Any type of hair
MAINTENANCE:	Avoid any silicone or oil-based products of the root of the hair. Style hair as normal.	Avoid any oil-based products or over styling.	Avoid any silicone or oil-based products near the attachment.	Wash hair extensions as infrequently as possible and apply a deep conditioner if the hair becomes dry or	Avoid use of oils or silicone-based products near the attachment.	Wash hair regularly. Avoid over-styling, as this can cause the braids to become loose.	Hair must be reapplied every few days or after you shower.
APPLICATION TIME:	 30 min-1 hour	 6-8 hours	 1 hour	 10 minutes	 4-6 hours	 3-4 hours	 1-2 hours
PRICE:	\$-\$\$\$\$	\$\$\$\$-\$\$\$\$\$	\$-\$\$\$	\$-\$\$	\$\$\$\$-\$\$\$\$\$	\$-\$\$	\$-\$\$

@ Hair Extension Magazine

Does the Hair Extension Brand Really Matter?

There are a lot of hair extension companies on the market that claim to offer the BEST hair, which most of the time isn't true.

Fortunately, we've made the process a bit easier for you and have compiled the best hair extension brands on the market. Now, which one do you choose?

When looking for a new hair extension company, make sure to consider the following:

- + Quality of the hair
- + Cost fits your budget
- + Color availability
- + Application method suitable for your hair type
- + Length of application
- + Maintenance
- + Stylist is certified and educated

BEST HAIR EXTENSION BRANDS

Consultation Questions to Ask Your Stylist

- Am I a good candidate for hair extensions?
- Have you been certified or attended any education for this extension brand?
- Will extensions damage my hair?
- Is the hair reusable?
- How long will the application take?
- How long does the hair last?
- When should I come back for a reapplication?
- How much does it cost for an application and reapplication?
- Will you need to color the extensions to match my hair?
- Can I style my hair as normal?
- Do I need to use any special products?
- Will anyone be able to tell that I am wearing extensions?

What Are Other Clients Saying About Hair Extensions?

Reviews are important whether you're going to a nail salon for the first time or trying out a new hair extension brand. There's nothing worse than getting a product or service and leaving the salon feeling like you didn't receive the experience that you expected. Check out what clients just like YOU are saying about the best hair extension brands on the market.

HAIR EXTENSION REVIEWS

Frequently Asked Questions in Case We Missed Something!

Q: Will extensions damage my hair?

A: As long as the extensions are applied properly by a licensed professional, you should not experience any damage. However, some hair extension methods are more likely to cause damage than others.

Q: Can I exercise with extensions?

A: Yes, however depending on the method you may need to wait 24-48 hours after application to wet the hair or excessively sweat.

Q: Where does the hair come from?

A: Typically, hair types come from Russia, India, and China.

Q: Will anyone be able to tell?

A: No, as long as the hair is high quality and the stylist applies the extensions properly, no one will be able to tell.

Q: What is the best method for me?

A: Choosing the right hair extension method depends on your lifestyle, hair type, and budget.

Q: What can I expect to pay?

A: The cost of hair extensions varies depending on the method, type of hair, and stylist's application fees. Check out the hair extension methods which gives you an idea of how much to budget for each method.

Q: How long does the hair last?

A: Depending on the method, the hair can last anywhere between 6 months to a year, with proper care and maintenance.